

Attainment & Progress Report **Bamford Academy**

Prepared for: Lisa Matthews





Key Stage 2

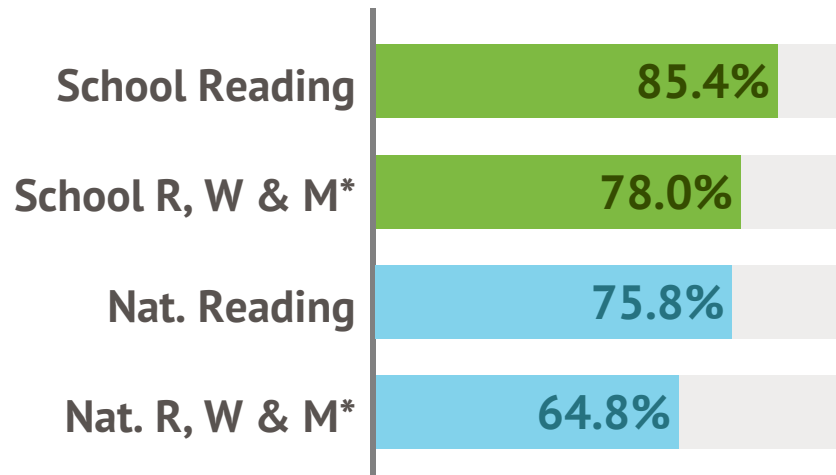
Achieving Expected Standard

Pupils Achieving the Expected Standard: Reading

85.4%

▲ 21% from 2016/17
▲ 17.2% from 2015/16

Cohort size = 41



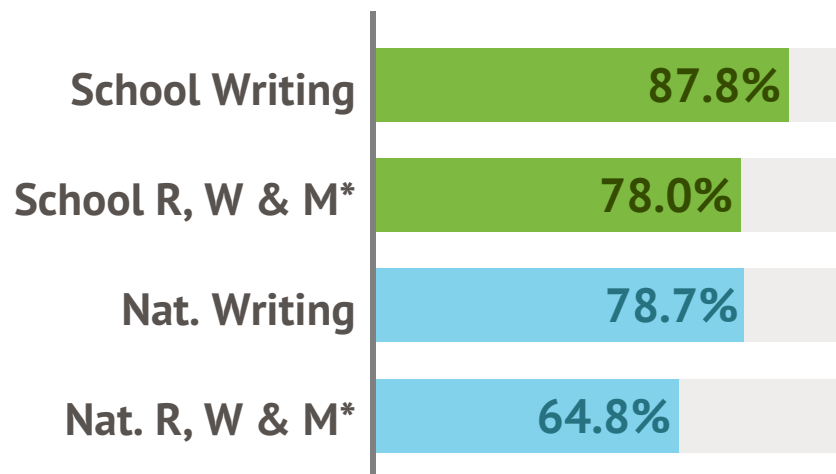
At Bamford Academy 85.4% of pupils achieve the expected standard in Reading. This is 7.4% higher than the average across Reading, Writing & Maths, 9.6% higher than the national Reading average and 20.6% more than the national average for Reading, Writing & Maths average.

Pupils Working at the Expected Standard: Writing

87.8%

▲ 7.8% from 2016/17
▼ 0.8% from 2015/16

Cohort size = 41



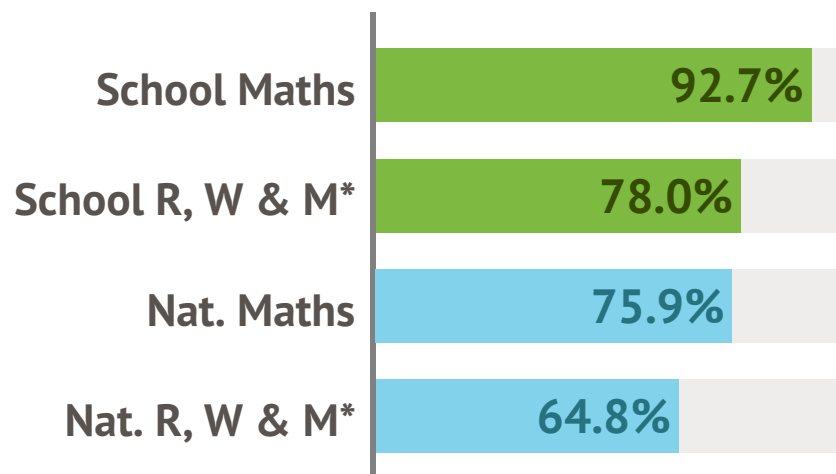
At Bamford Academy 87.8% of pupils achieve at the expected standard in Writing (TA). This is 9.8% more than the average across Reading, Writing & Maths, 9.1% higher than the national Writing average and 23.0% higher than the national average for Reading, Writing & Maths average.

Pupils Achieving the Expected Standard: Maths

92.7%

▲ 30.5% from 2016/17
▲ 17.7% from 2015/16

Cohort size = 41



At Bamford Academy 92.7% of pupils achieve the expected standard in Maths. This is 14.7% more than the average across Reading, Writing & Maths, 16.8% higher than the national Maths average and 27.9% more than the national average for Reading, Writing & Maths average.

* R, W & M stands for Reading, Writing & Maths



Key Stage 2

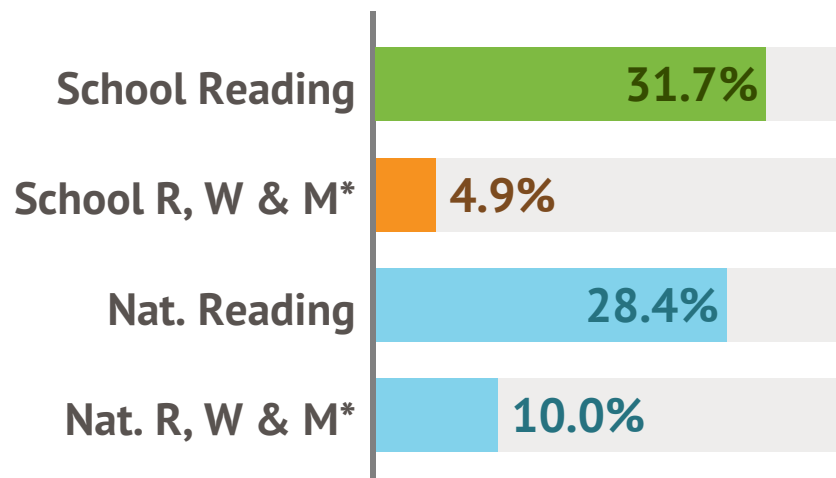
Achieving Higher Standard

Pupils Achieving Higher Standard: Reading

31.7%

▲ 5% from 2016/17
▲ 22.6% from 2015/16

Cohort size = 41



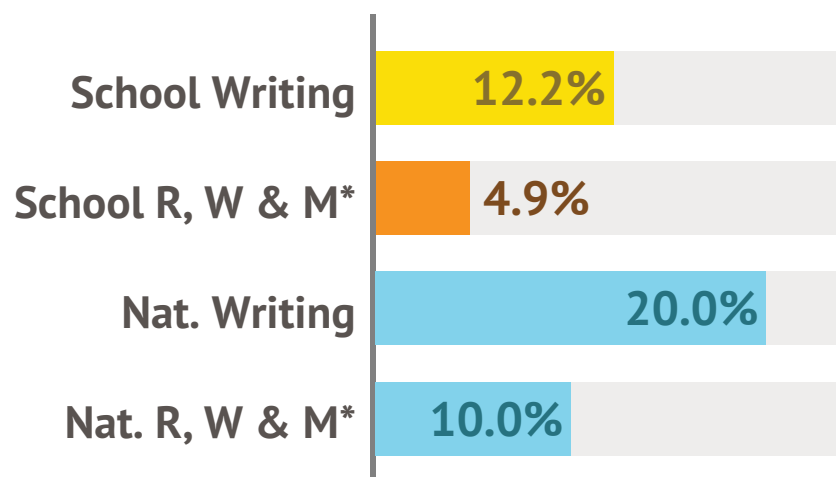
At Bamford Academy 31.7% of pupils achieve a high scaled score in Reading. This is 26.8% higher than the average across Reading, Writing & Maths, 3.3% higher than the national Reading average and 21.7% more than the national average for Reading, Writing & Maths average.

Pupils Working at Greater Depth: Writing (TA)

12.2%

▲ 1.1% from 2016/17
▲ 0.8% from 2015/16

Cohort size = 41



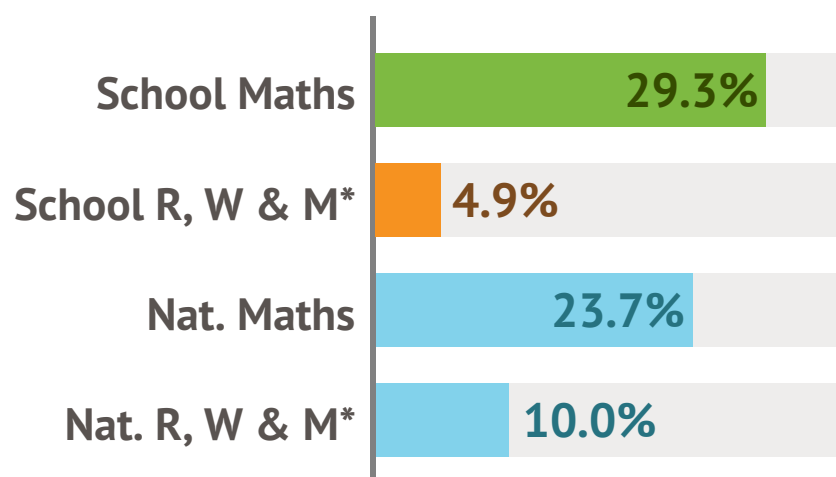
At Bamford Academy 12.2% of pupils achieve greater depth within the expected standard in Writing (TA). This is 7.3% more than the average across Reading, Writing & Maths, 7.8% less than the national Writing average and 2.2% more than the national average for Reading, Writing & Maths average.

Pupils Achieving Higher Standard: Maths

29.3%

▲ 11.5% from 2016/17
▲ 8.8% from 2015/16

Cohort size = 41



At Bamford Academy 29.3% of pupils achieve a high scaled score in Maths. This is 24.4% higher than the average across Reading, Writing & Maths, 5.6% more than the national Maths average and 19.3% higher than the national average for Reading, Writing & Maths average.

* R, W & M stands for Reading, Writing & Maths



Key Stage 2

Achieving Expected Standard: Core Subjects

Attainment: At Bamford Academy 78.0% of students achieve the expected standard in Reading, Writing & Maths. This is 13.2% higher than the national average.

Trend: The percentage of students achieving the expected standard in Reading, Writing & Maths at Bamford Academy has risen by an average rate of 8.3% per year since 2016, which is 1.2 times faster than the national rate of change. Overall, at Bamford Academy the percentage achieving the expected standard in Reading, Writing & Maths has increased by 16.6% over the past 3 years.

78.0%

▲ 16.6% from 2015-2016

Key	2015/16	2016/17	2017/18	Trend
School	61.4%	55.6%	78.0%	16.6
National	50.8%	60.2%	64.8%	14.0
Difference	10.6%	-4.6%	13.2%	2.6

Cohort size = 41



Key Stage 2

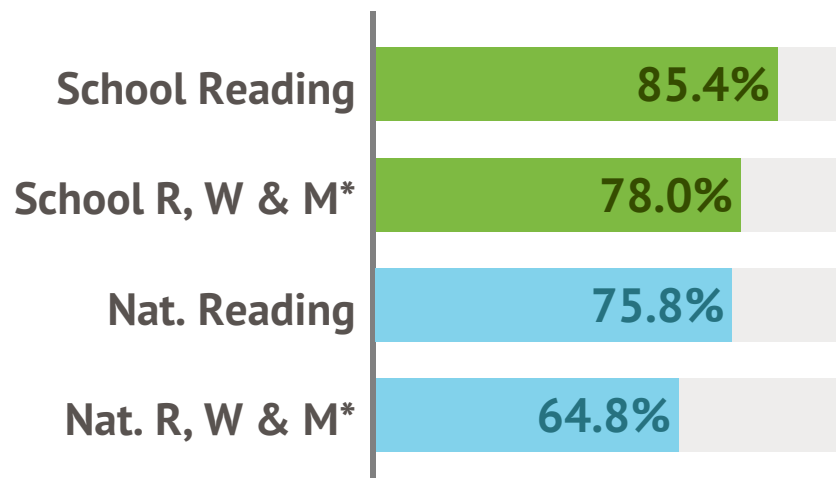
Attainment in Reading

Pupils Achieving Expected Standard: Reading

85.4%

▲ 21% from 2016/17
▲ 17.2% from 2015/16

Cohort size = 41



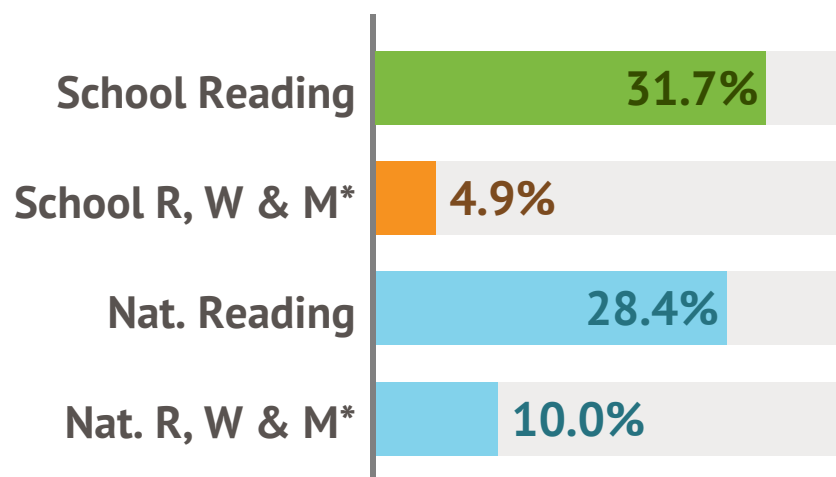
At Bamford Academy 85.4% of pupils achieve the expected standard in Reading. This is 7.4% more than the average across Reading, Writing & Maths, 9.6% more than the national Reading average and 20.6% higher than the national average for Reading, Writing & Maths average.

Pupils Achieving Higher Standard: Reading

31.7%

▲ 5% from 2016/17
▲ 22.6% from 2015/16

Cohort size = 41



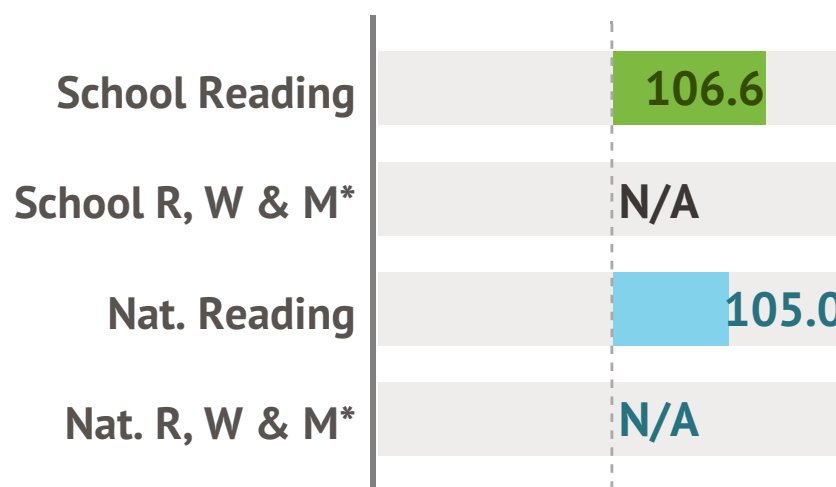
At Bamford Academy 31.7% of pupils achieve a high scaled score in Reading. This is 26.8% higher than the average across Reading, Writing & Maths, 3.3% higher than the national Reading average and 21.7% higher than the national average for Reading, Writing & Maths average.

Average Scaled Score: Reading

106.6

▲ 2.7 from 2016/17
▲ 4.6 from 2015/16

Cohort size = 41



At Bamford Academy the Average Scaled Score for Reading is 106.6 points. This is 1.6 points more than the national Reading average. This measure does not exist for all core subjects at school or national level.

* R, W & M stands for Reading, Writing & Maths



Key Stage 2

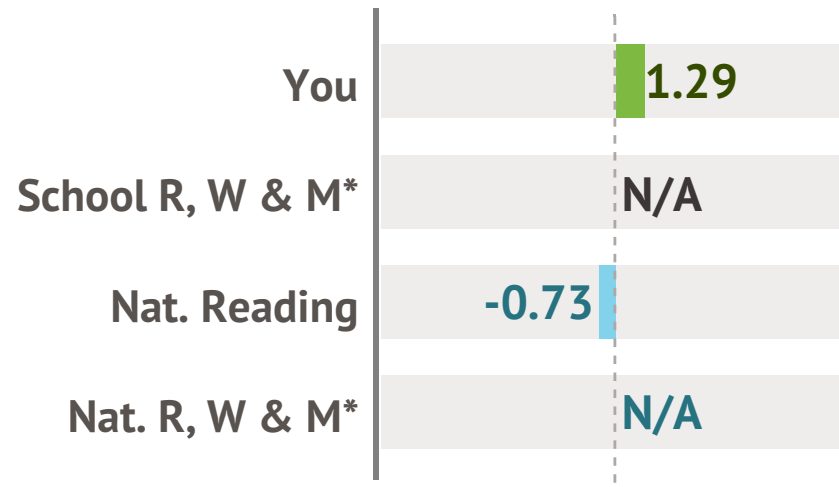
Overall Progress Score: Reading

Overall Progress Score: Reading

1.29

▲ 1.82 from 2016/17
▲ 2.92 from 2015/16

Cohort size = 38



At Bamford Academy the Overall Progress Score: Reading is 1.29 points. This is 2.02 points higher than the national Reading average. This measure does not exist for all core subjects at school or national level.



Key Stage 2

Average Scaled Score: Reading

Attainment: The Average Scaled Score for Reading at Bamford Academy is 106.6 points. This is 1.6 points more than the national average.

Trend: The Average Scaled Score for Reading at Bamford Academy has risen by an average rate of 2.3 points per year since 2016, which is 2.0 times faster than the national rate of change. Overall, at Bamford Academy the Average Scaled Score for Reading has increased by 4.6 points over the past 3 years.

106.6

▲ 4.6 from 2015-2016

Key	2015/16	2016/17	2017/18	Trend
School	102.0	103.9	106.6	4.6
National	102.7	103.8	105.0	2.3
Difference	-0.7	0.1	1.6	2.3

Cohort size = 41



Key Stage 2

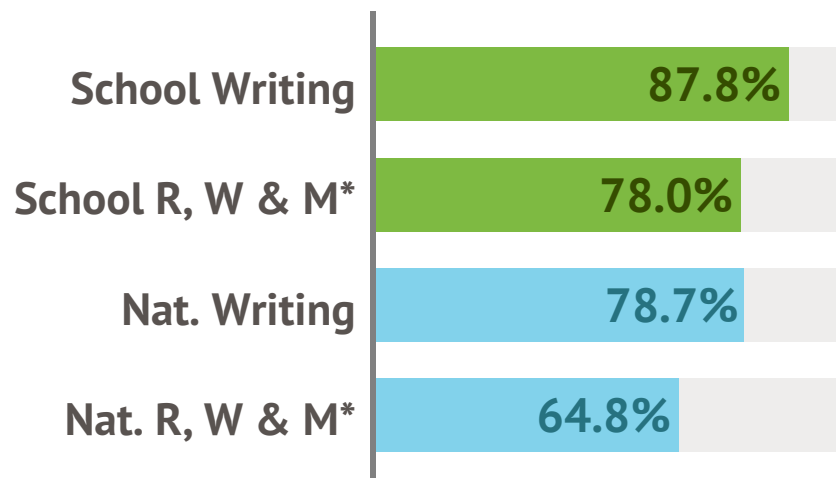
Attainment and Progress in Writing

Pupils Working at the Expected Standard: Writing

87.8%

▲ 7.8% from 2016/17
▼ 0.8% from 2015/16

Cohort size = 41



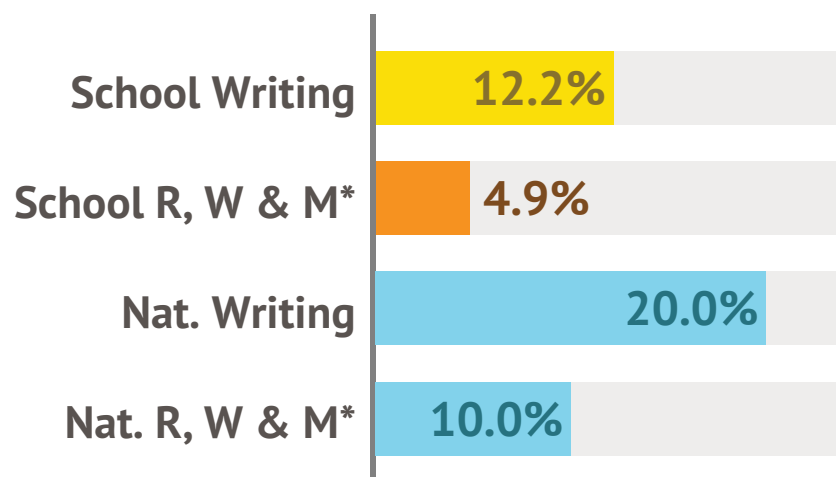
At Bamford Academy 87.8% of pupils achieve at the expected standard in Writing (TA). This is 9.8% higher than the average across Reading, Writing & Maths, 9.1% higher than the national Writing average and 23.0% higher than the national average for Reading, Writing & Maths average.

Pupils Working at Greater Depth: Writing

12.2%

▲ 1.1% from 2016/17
▲ 0.8% from 2015/16

Cohort size = 41



At Bamford Academy 12.2% of pupils achieve greater depth within the expected standard in Writing (TA). This is 7.3% higher than the average across Reading, Writing & Maths, 7.8% lower than the national Writing average and 2.2% higher than the national average for Reading, Writing & Maths average.

* R, W & M stands for Reading, Writing & Maths



Key Stage 2

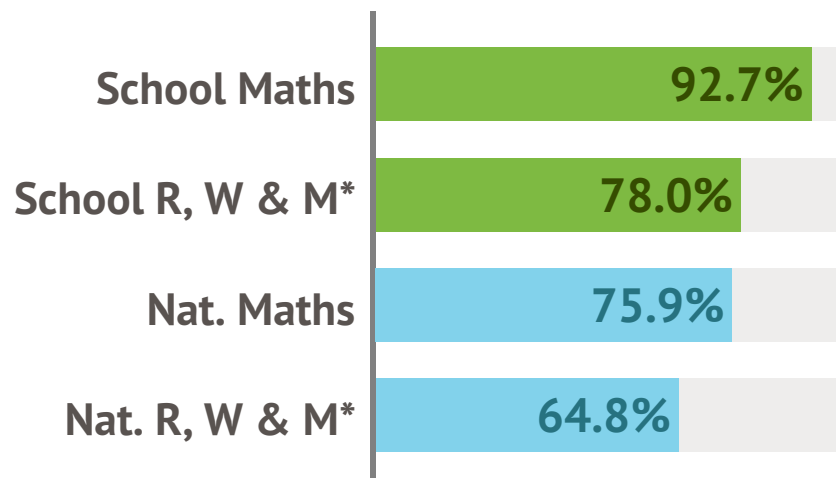
Attainment in Maths

Pupils Achieving Expected Standard: Maths

92.7%

▲ 30.5% from 2016/17
▲ 17.7% from 2015/16

Cohort size = 41



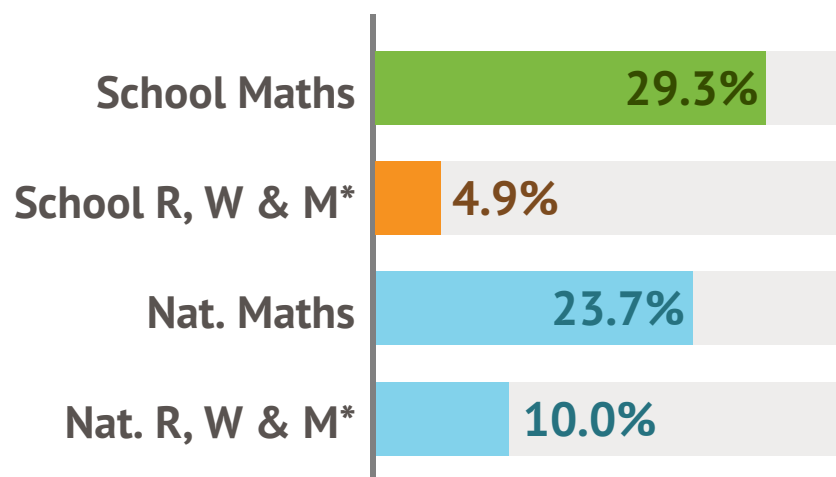
At Bamford Academy 92.7% of pupils achieve the expected standard in Maths. This is 14.7% more than the average across Reading, Writing & Maths, 16.8% higher than the national Maths average and 27.9% more than the national average for Reading, Writing & Maths average.

Pupils Achieving Higher Standard: Maths

29.3%

▲ 11.5% from 2016/17
▲ 8.8% from 2015/16

Cohort size = 41



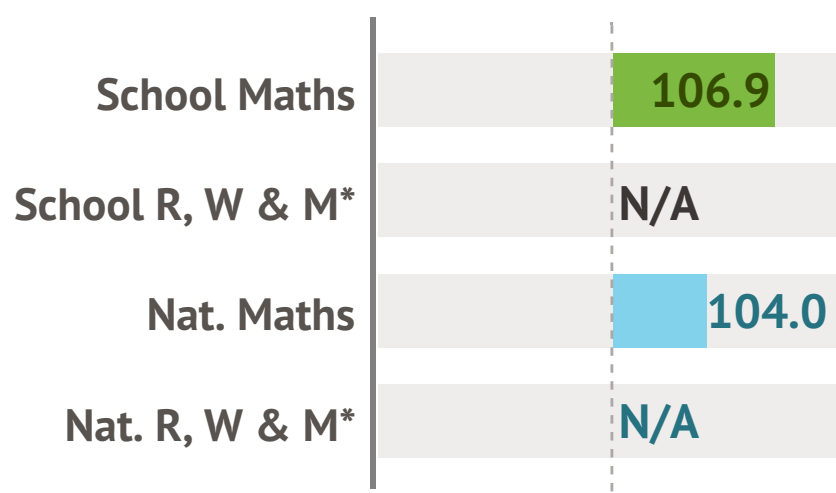
At Bamford Academy 29.3% of pupils achieve a high scaled score in Maths. This is 24.4% more than the average across Reading, Writing & Maths, 5.6% higher than the national Maths average and 19.3% more than the national average for Reading, Writing & Maths average.

Average Scaled Score: Maths

106.9

▲ 3.4 from 2016/17
▲ 2.7 from 2015/16

Cohort size = 41



At Bamford Academy the Average Scaled Score for Maths is 106.9 points. This is 2.9 points higher than the national Maths average. This measure does not exist for all core subjects at school or national level.

* R, W & M stands for Reading, Writing & Maths



Key Stage 2

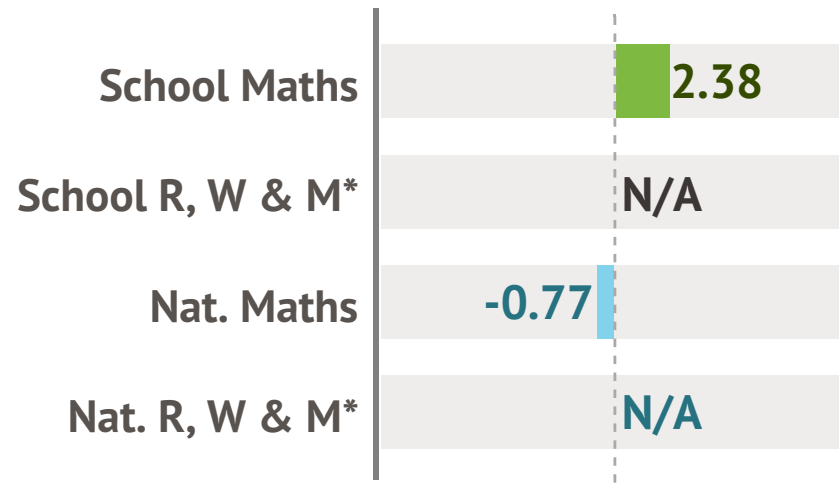
Overall Progress Score: Maths

Overall Progress Score: Maths

2.38

▲ 3.48 from 2016/17
▲ 1.99 from 2015/16

Cohort size = 38



At Bamford Academy the Overall Progress Score: Maths is 2.38 points. This is 3.15 points higher than the national Maths average. This measure does not exist for all core subjects at school or national level.

* R, W & M stands for Reading, Writing & Maths



Key Stage 2

Average Scaled Score: Maths

Attainment: The Average Scaled Score for Maths at Bamford Academy is 106.9 points. This is 2.9 points more than the national average.

Trend: The Average Scaled Score for Maths at Bamford Academy has risen by an average rate of 1.4 points per year since 2016, which is 2.3 times faster than the national rate of change. Overall, at Bamford Academy the Average Scaled Score for Maths has increased by 2.7 points over the past 3 years.

106.9

▲ 2.7 from 2015-2016

Key	2015/16	2016/17	2017/18	Trend
— School	104.2	103.5	106.9	2.7
— National	102.8	103.9	104.0	1.2
Difference	1.4	-0.4	2.9	1.5

Cohort size = 41



Key Stage 2

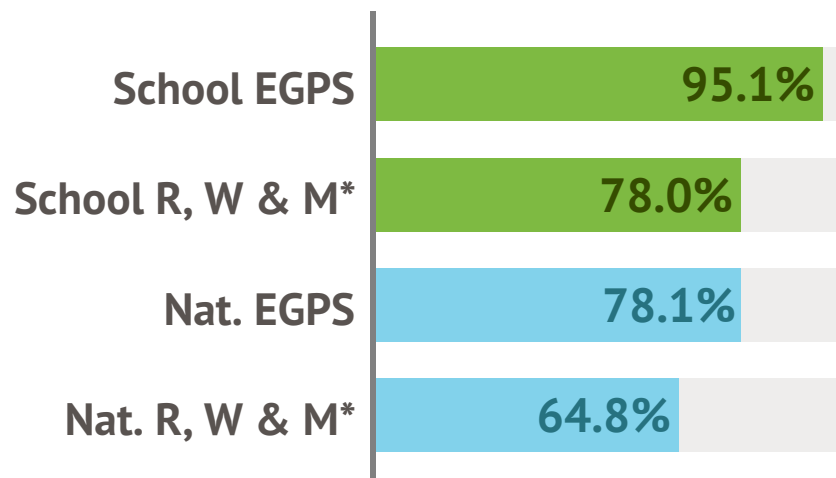
Attainment in EGPS

Pupils Achieving Expected Standard: EGPS

95.1%

▲ 15.1% from 2016/17
▲ 15.6% from 2015/16

Cohort size = 41



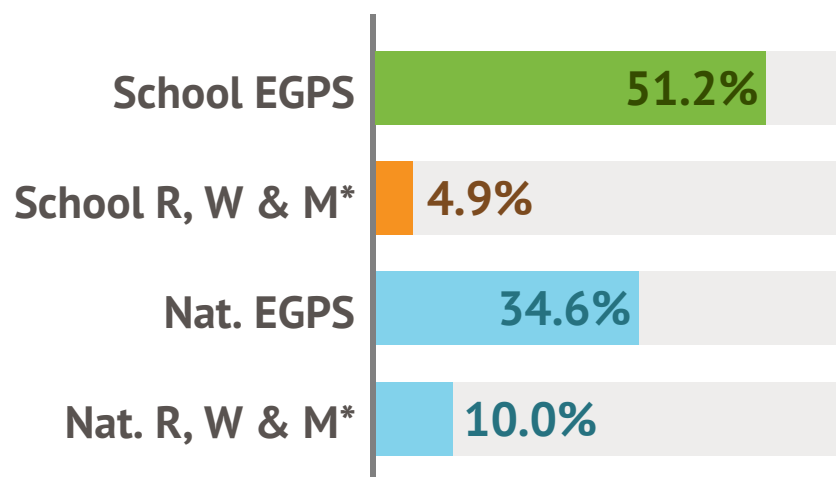
At Bamford Academy 95.1% of pupils achieve the expected standard in EGPS. This is 17.1% higher than the average across Reading, Writing & Maths, 17.0% higher than the national EGPS average and 30.3% higher than the national average for Reading, Writing & Maths average.

Pupils Achieving Higher Standard: EGPS

51.2%

▲ 17.9% from 2016/17
▲ 26.2% from 2015/16

Cohort size = 41



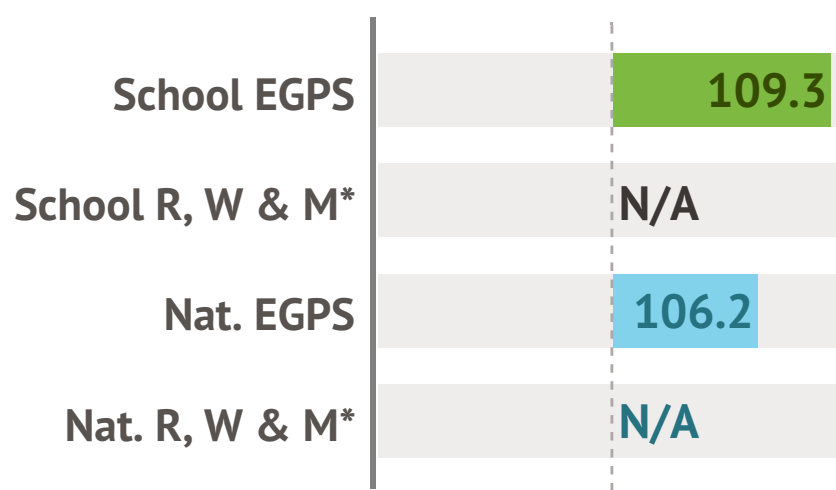
At Bamford Academy 51.2% of pupils achieve the higher standard in EGPS. This is 46.3% more than the average across Reading, Writing & Maths, 16.6% higher than the national EGPS average and 41.2% more than the national average for Reading, Writing & Maths average.

Average Scaled Score: EGPS

109.3

▲ 2.7 from 2016/17
▲ 4.5 from 2015/16

Cohort size = 41



At Bamford Academy 109.3 points of pupils achieve Average Scaled Score for EGPS. This is 109.3 points higher than the average across Reading, Writing & Maths, 3.1 points more than the national EGPS average and 109.3 points more than the national average for Reading, Writing & Maths average.

* R, W & M stands for Reading, Writing & Maths